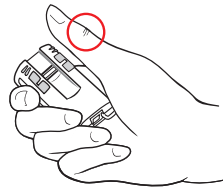


How to swipe

For the plusID device to function properly the central, most feature-rich portion of the fingerprint – not the fingertip – must be swiped over the fingerprint sensor. This is where the print's pattern is centralized and typically forms a bull's eye, U or S shape.

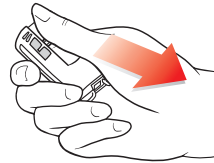
1

Align first knuckle of thumb/finger with sensor, without touching it.



2

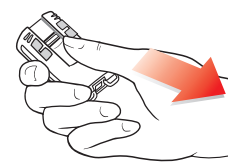
Keep thumb flat while swiping it down, across the sensor in one continuous motion.



Touch sensor only while swiping, not before.

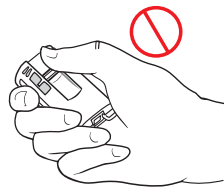
3

Using medium pressure and a moderate, steady speed, swipe until sensor is again visible.



4

Do not bend or lift your thumb off the sensor when swiping.



5

Do not use fingertip.

